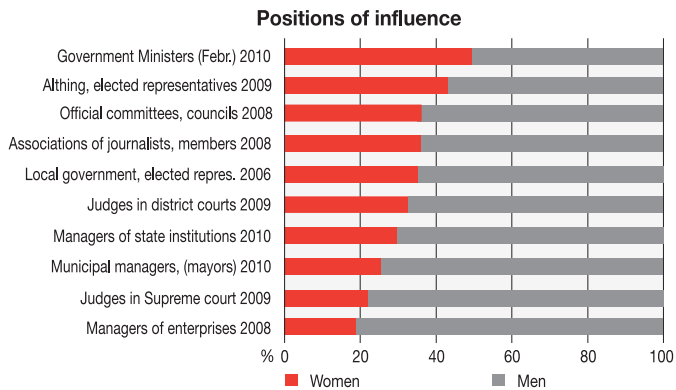
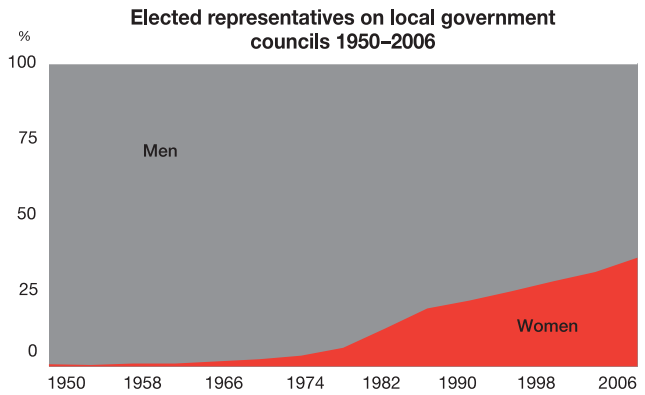
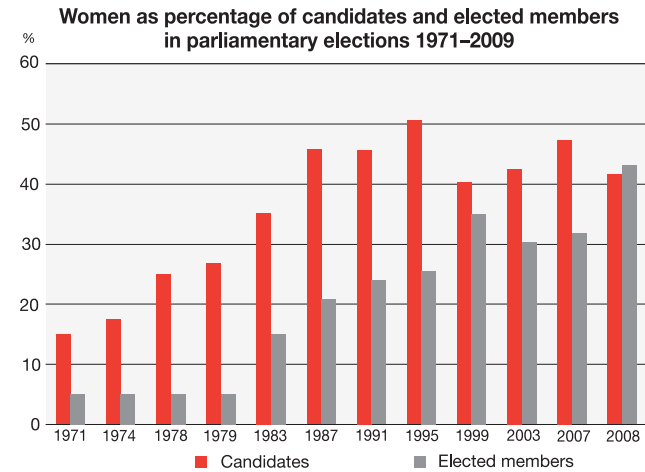
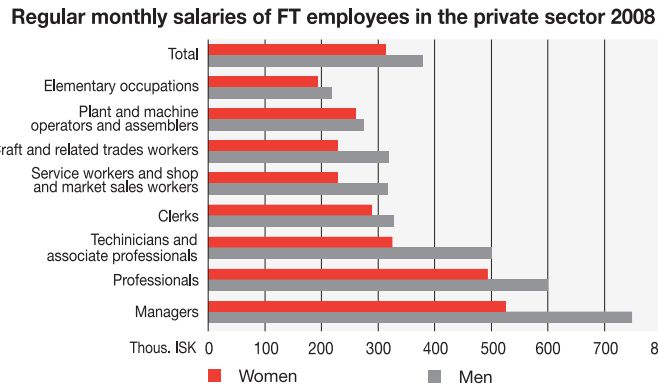
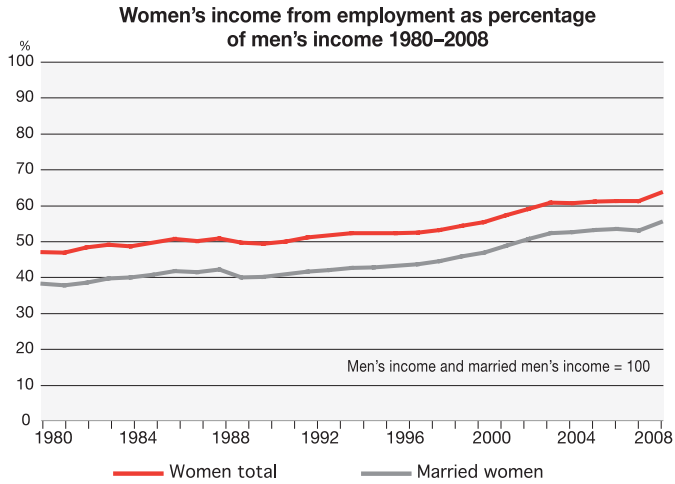


Influence and power



Income and wages



Centre for Gender Equality
 Borgum / Nordurlod · 600 Akureyri
 Tel: (+354) 460 6200 · Fax: (+354) 460 6201
 www.gender.is · jafnrettli@jafnrettli.is

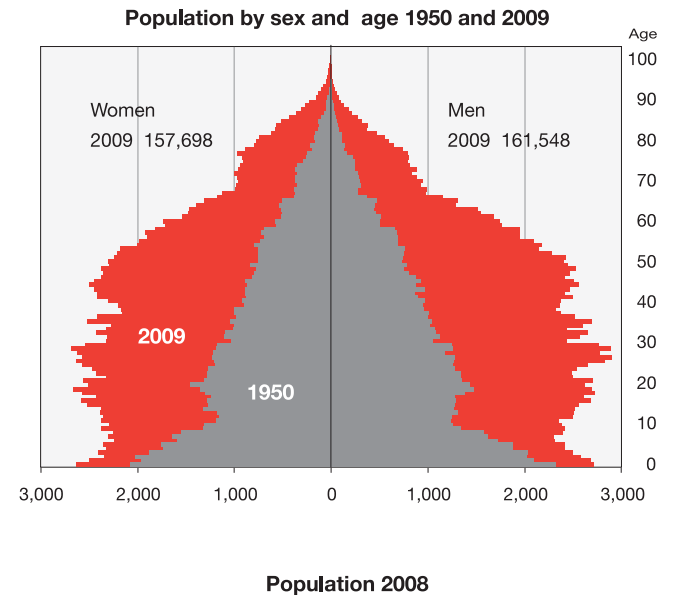
Statistics Iceland
 Borgartuni 21a · 105 Reykjavik
 Tel: (+354) 528 1000 · Fax: (+354) 528 1099
 www.statice.is · information@statice.is

Ministry of Social Affairs
 Hafnarhusid / Tryggvagata · 150 Reykjavik
 Tel: (+354) 545 8100 · Fax: (+354) 552 4804
 www.felagsmalaraduneyti.is · postur@fel.stjris

Source: Statistics Iceland
 www.statice.is

Women and Men in Iceland 2010

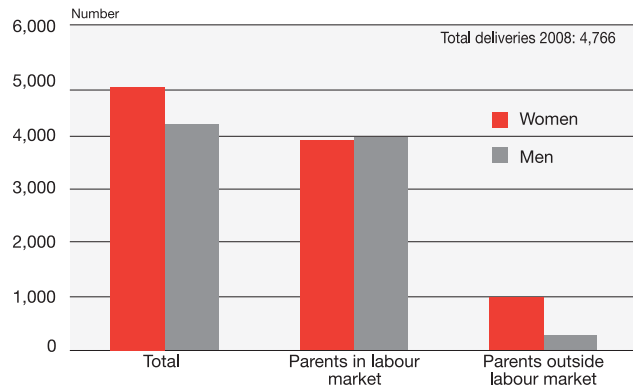
Population



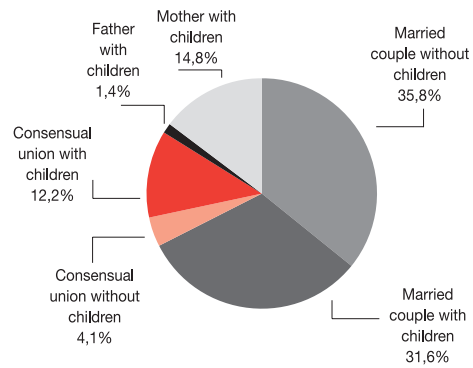
	Women	Men
Mid-year population	156,179	163,176
0–14 years, %	21	21
15–64 years, %	66	69
65 and older, %	13	10
Immigrants as percent of total population ¹	6.6	8.8
Life births	2,365	2,470
Total fertility rate	2.1	.
Mean age of mothers/fathers, first child	26.4	29.4
Mean age of spouses, first marriage	32.1	34.3
Deaths total	1,005	982
Deaths per 1,000 population	6.4	6.0
Infant mortality	2.1	2.8
Average life expectancy at birth, years	83.0	79.6

¹ Immigrant is an individual born abroad with both parents of foreign origin

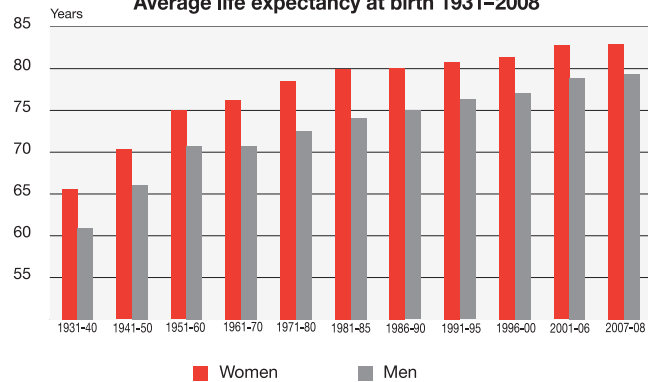
Parents in paid maternity/paternity leave by birthyear of child 2008



Families 2009

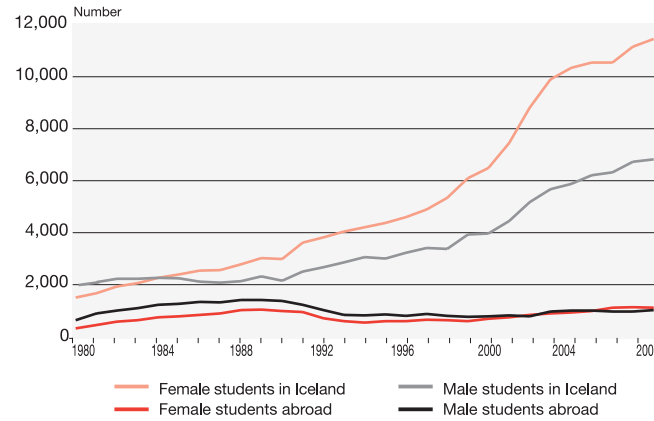


Average life expectancy at birth 1931-2008

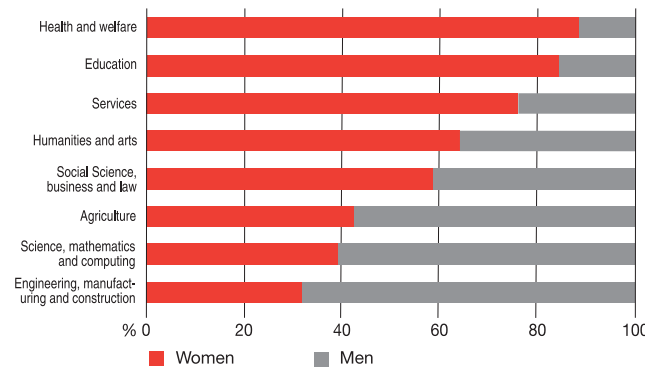


Education

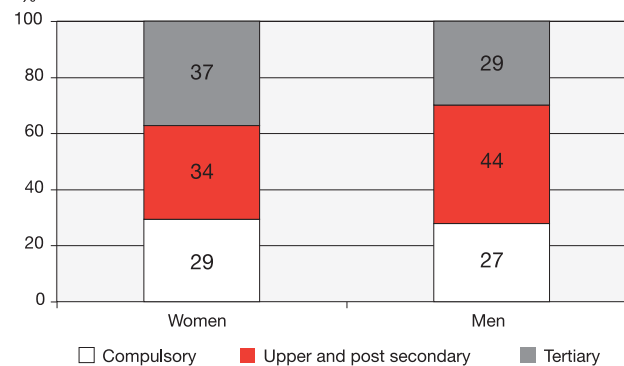
Students at tertiary level in Iceland and abroad 1980-2008



Graduations at tertiary level 2007/2008

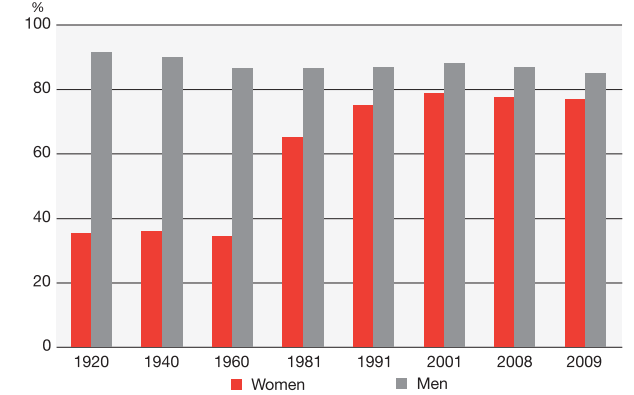


Population 25-64 years by education levels 2009



Labour Market

Labour force participation rates 1920-2009



Labour market 2009

	Women	Men
Labour force, number	84,300	96,600
Percent division of labour force	47	53
Economic activity rate 16-74 years, %	77	85
Percent of employed, 16-74 years, %	73	77
Percent of employed full-time (35+ hours per week), %	63	87
Percent of employed part-time (<35 hours per week), %	37	13
Average working hours per week	35	44
Average working hours per week, full-time	42	47
Rate of unemployment, %	5.7	8.6

Occupations 2009

