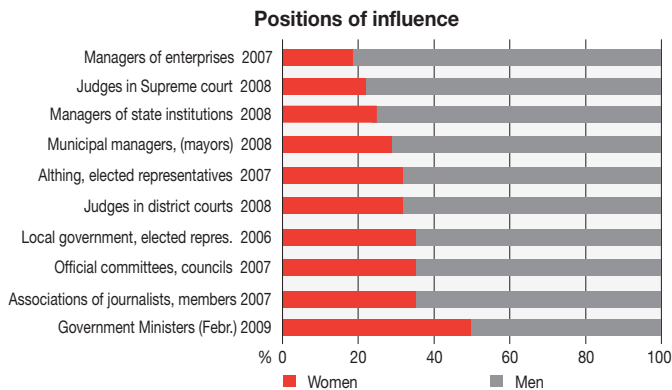
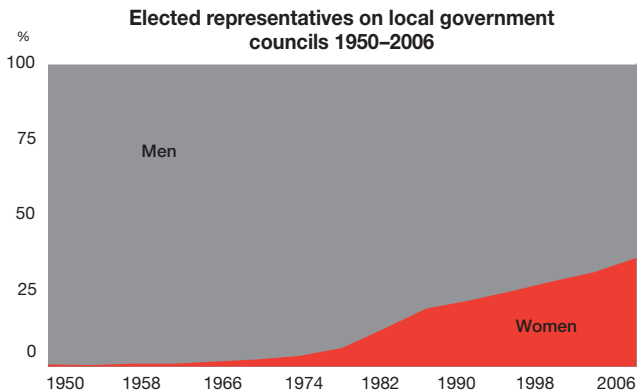
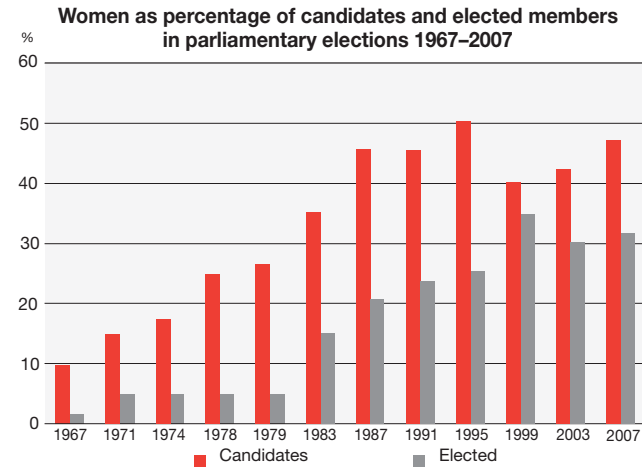
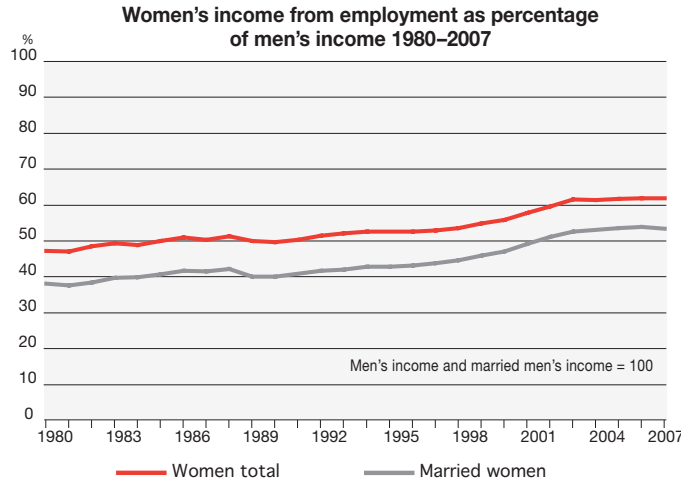


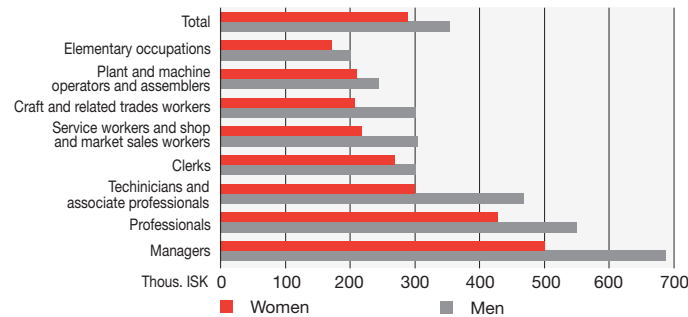
Influence and power



Income and wages

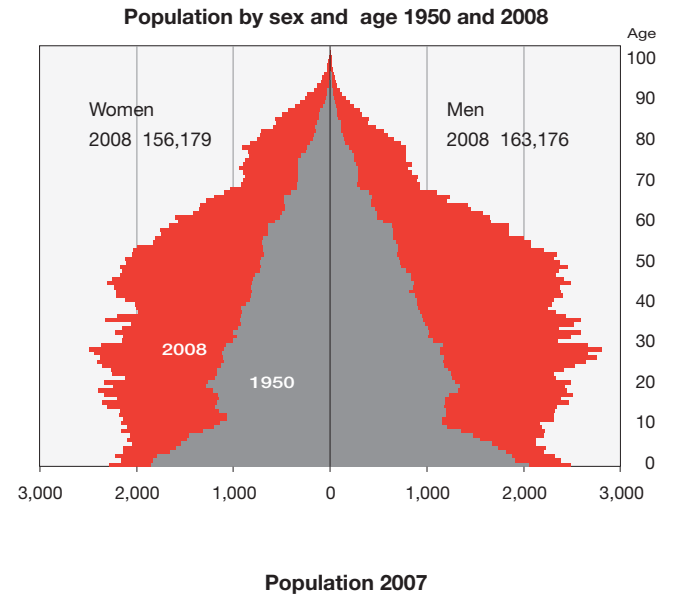


Regular monthly salaries of FT employees in the private sector 2007



Women and Men in Iceland 2009

Population



	Women	Men
Mid-year population	152,530	158,866
0–14 years, %	21	21
15–64 years, %	66	69
65 and older, %	13	10
Immigrants as percent of total population ¹	6.7	9.1
Life births	2,201	2,359
Total fertility rate	2.1	.
Mean age of mothers/fathers, first child	26.6	29.4
Mean age of spouses, first marriage	31.9	34.0
Deaths total	941	1,002
Deaths per 1,000 population	6.2	6.3
Infant mortality	0.9	3.0
Average life expectancy at birth, years	82.9	79.4

¹ Immigrant is an individual born abroad with both parents of foreign origin

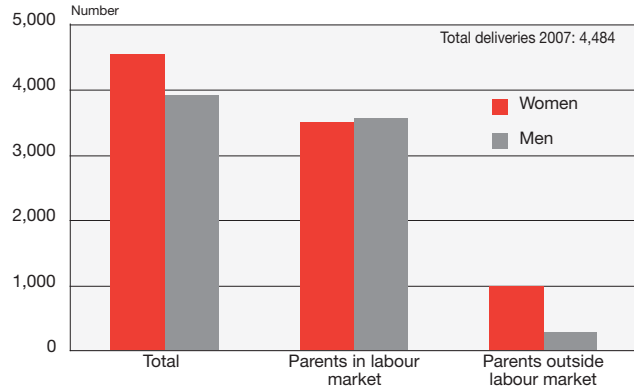


Centre for Gender Equality
 Borgum / Nordurlod - 600 Akureyri
 Tel: (+354) 460 6200 · Fax: (+354) 460 6201
 www.gender.is · jafnretti@jafnretti.is
Statistics Iceland
 Borgartuni 21a · 105 Reykjavik
 Tel: (+354) 528 1000 · Fax: (+354) 528 1099
 www.statice.is · information@statice.is

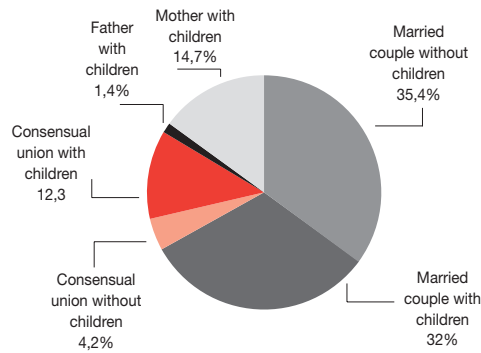

Ministry of Social Affairs
 Hafnarhusid / Tryggvagata · 150 Reykjavik
 Tel: (+354) 545 8100 · Fax: (+354) 552 4804
 www.felagsmataraduneyti.is · postur@fel.stjr.is

Source: Statistics Iceland
www.statice.is

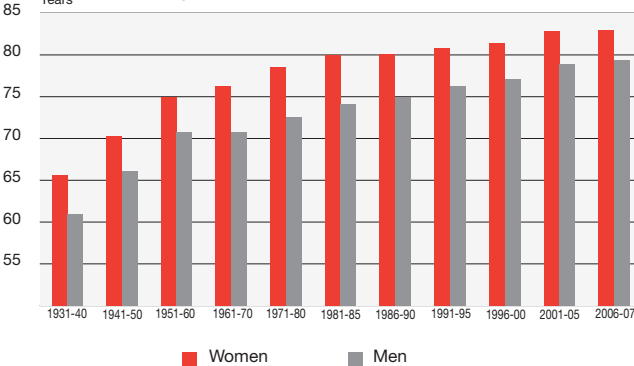
Parents in paid maternity/paternity leave by birthyear of child 2007



Families 2008

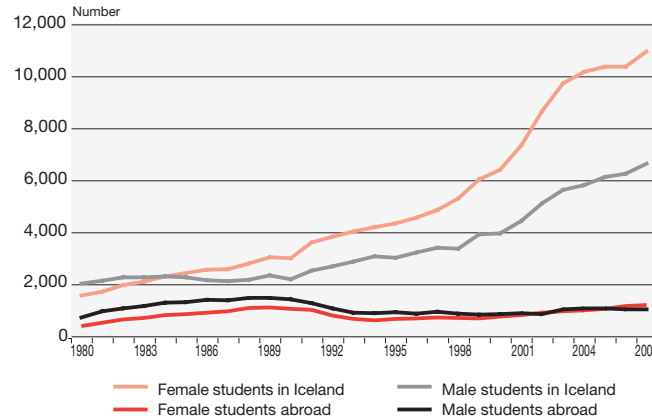


Average life expectancy at birth 1931-2007

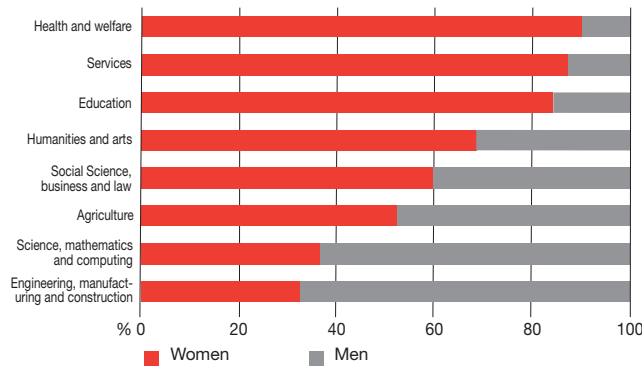


Education

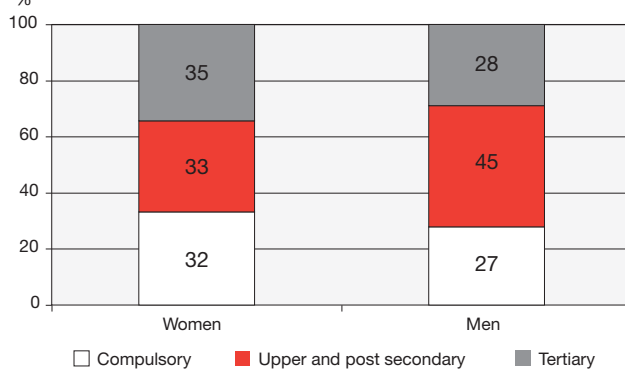
Students at tertiary level in Iceland and abroad 1980-2007



Graduations at tertiary level 2006/2007

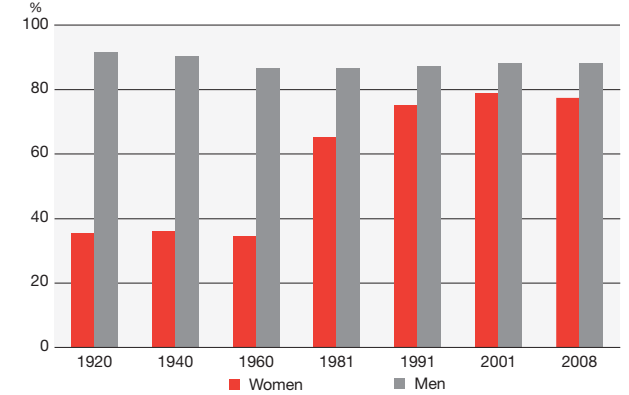


Population 25-64 years by education levels 2008



Labour Market

Labour force participation rates 1920-2008



Labour market 2008

	Women	Men
Labour force, number	83,700	100,400
Percent division of labour force	45	55
Economic activity rate 16-74 years, %	78	87
Percent of employed, 16-74 years, %	76	84
Percent of employed full-time (35+ hours per week), %	65	90
Percent of employed part-time (<35 hours per week), %	35	10
Average working hours per week	36	46
Average working hours per week, full-time	42	49
Rate of unemployment, %	2.6	3.3

Occupations 2008

